



ಬೃಹತ್ ಬೆಂಗಳೂರು ಮಹಾನಗರ ಪಾಲಿಕೆ
Bruhat Bengaluru Mahanagara Palike



BBMP COVID-19 WAR ROOM 08.05.2023

BBMP / COVID-19 WAR ROOM / BULLETIN – 1141/ 08.05.2023 / #BBMPfightsCOVID19



OVERVIEW OF COVID-19 IN BENGALURU

CASE TRENDS ACTIVE CASES **336**

Confirmed Cases 51 18,86,169 [#]	Recovered Cases 113 18,68,833 [#]	Death Cases 2 17,000 [#]
--	---	--

HOSPITALIZATION **19**

ICU – V 1	ICU 3	HDU -	General 15
---------------------	-----------------	-----------------	----------------------

INCLUDES GOVT. QUOTA AND PRIVATE WALK-IN HOSPITALIZATION

VACCINATION **1** 2,07,00,402[#]

First Dose 0 96,89,810 [#]	Second Dose 1 95,11,557 [#]	Precaution Dose 0 14,99,035 [#]
--	---	---

TRIAGING

MTU
5

Tele Triage
43

ACTIVE CZs

0

MCZs (< 5 cases)
0

Clusters (> 5 cases)
0

TESTING **1,273** 3,23,63,418[#]

Positivity : 2.03% <small>*FOR LAST 7 DAYS</small>	RAT 534	RTPCR 739
--	-------------------	---------------------

: indicates cumulative numbers till date



ABSTRACT OF COVID-19 SCENARIO IN BENGALURU

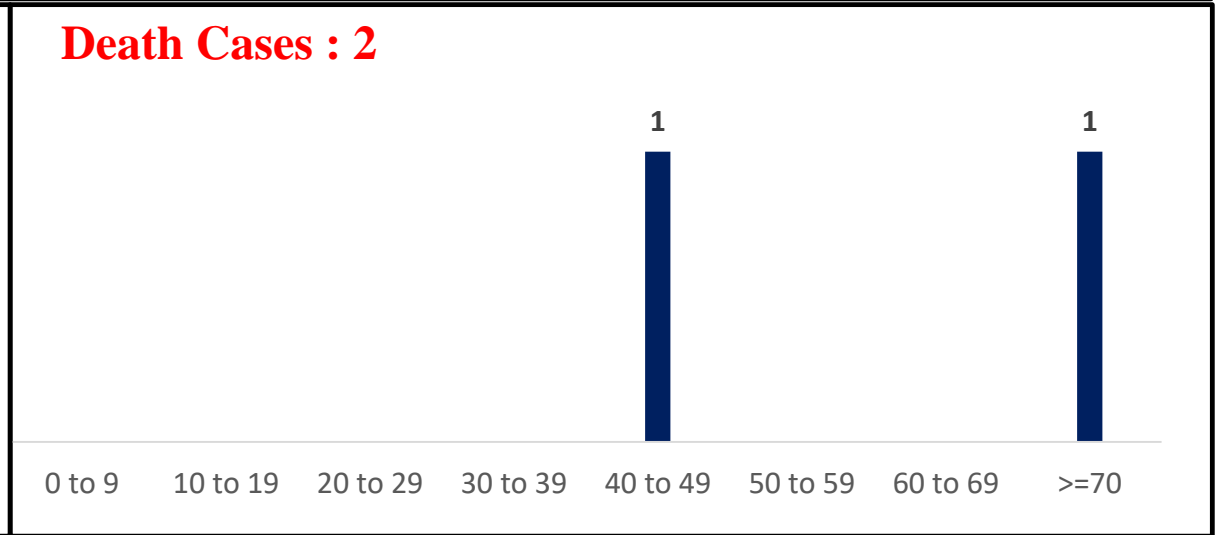
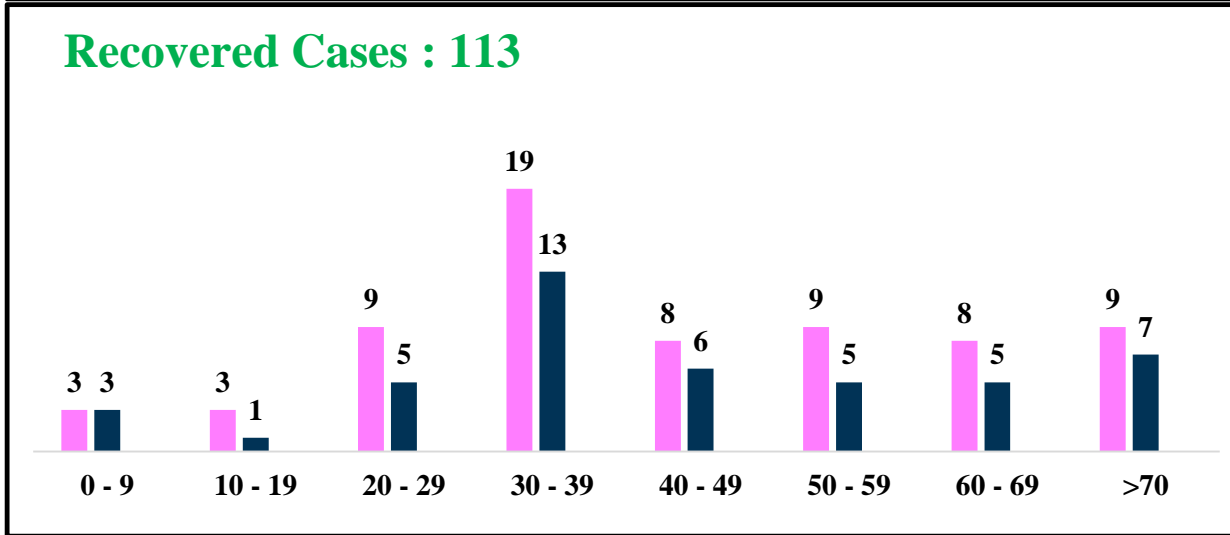
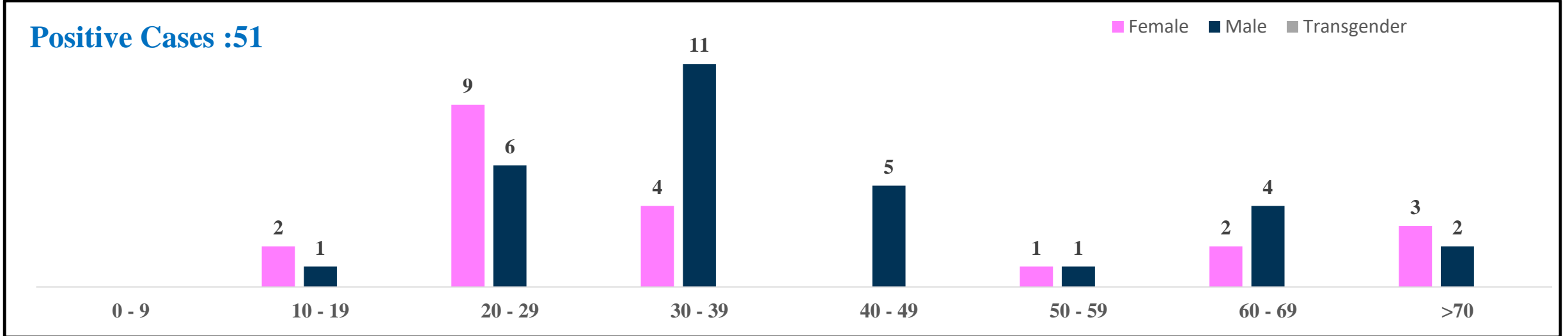


	MALE			FEMALE			TRANSGENDER			TOTAL		
	Last 24 Hours	Last 7 Days	Cumulative	Last 24 Hours	Last 7 Days	Cumulative	Last 24 Hours	Last 7 Days	Cumulative	Last 24 Hours	Last 7 Days	Cumulative
Positive Cases	30	284	11,11,641	21	290	7,74,332	0	0	196	51	574	18,86,169
Recovered Cases	45	445	10,99,138	68	446	7,68,565	0	0	187	113	891	18,68,833
Death Cases	2	3	10,769	0	0	6,227	0	0	4	2	3	17,000
Total Tests Done	In Last 24 hrs. : 1,273			In last 7 days : 28,277			Cumulative : 3,23,63,418					
Vaccine Doses Administered	In Last 24 hrs. : 1			In last 7 days : 69			Cumulative : 2,07,00,402					
ACTIVE CASES									336			

*Covid deaths occurred today : 00 | Covid deaths occurred beyond last 72hrs., reported today : 02



LAST 24 HOURS AGE GROUP AND GENDER WISE DISTRIBUTION

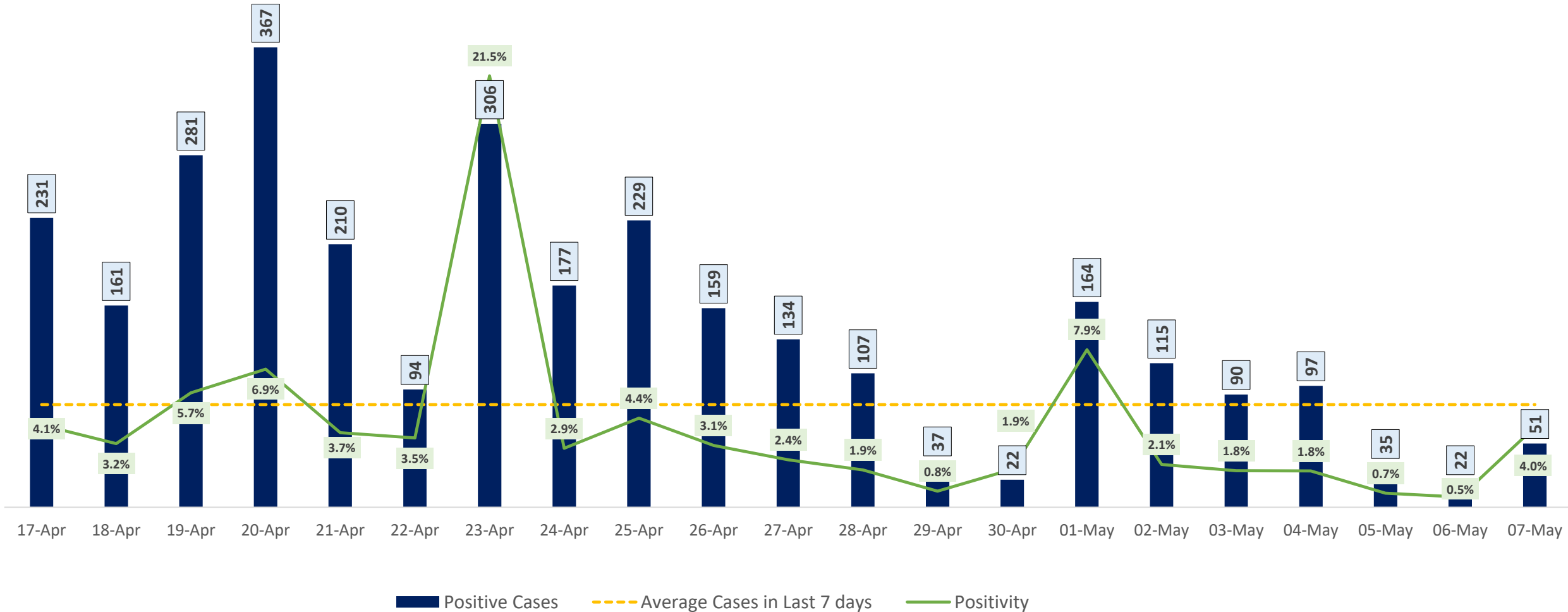




POSITIVITY RATE OF BENGALURU – LAST 21 DAYS



Average Cases in Last 7 days : 82

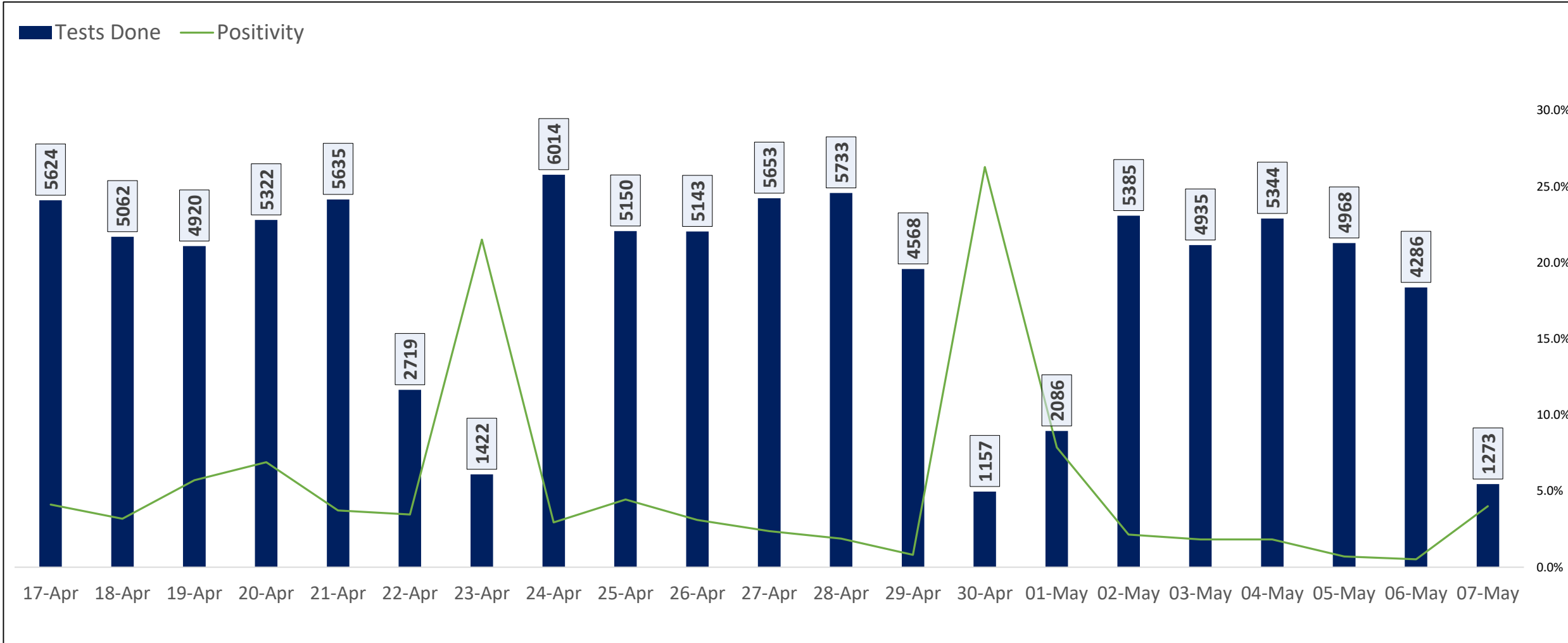




TESTING TRENDS IN BENGALURU

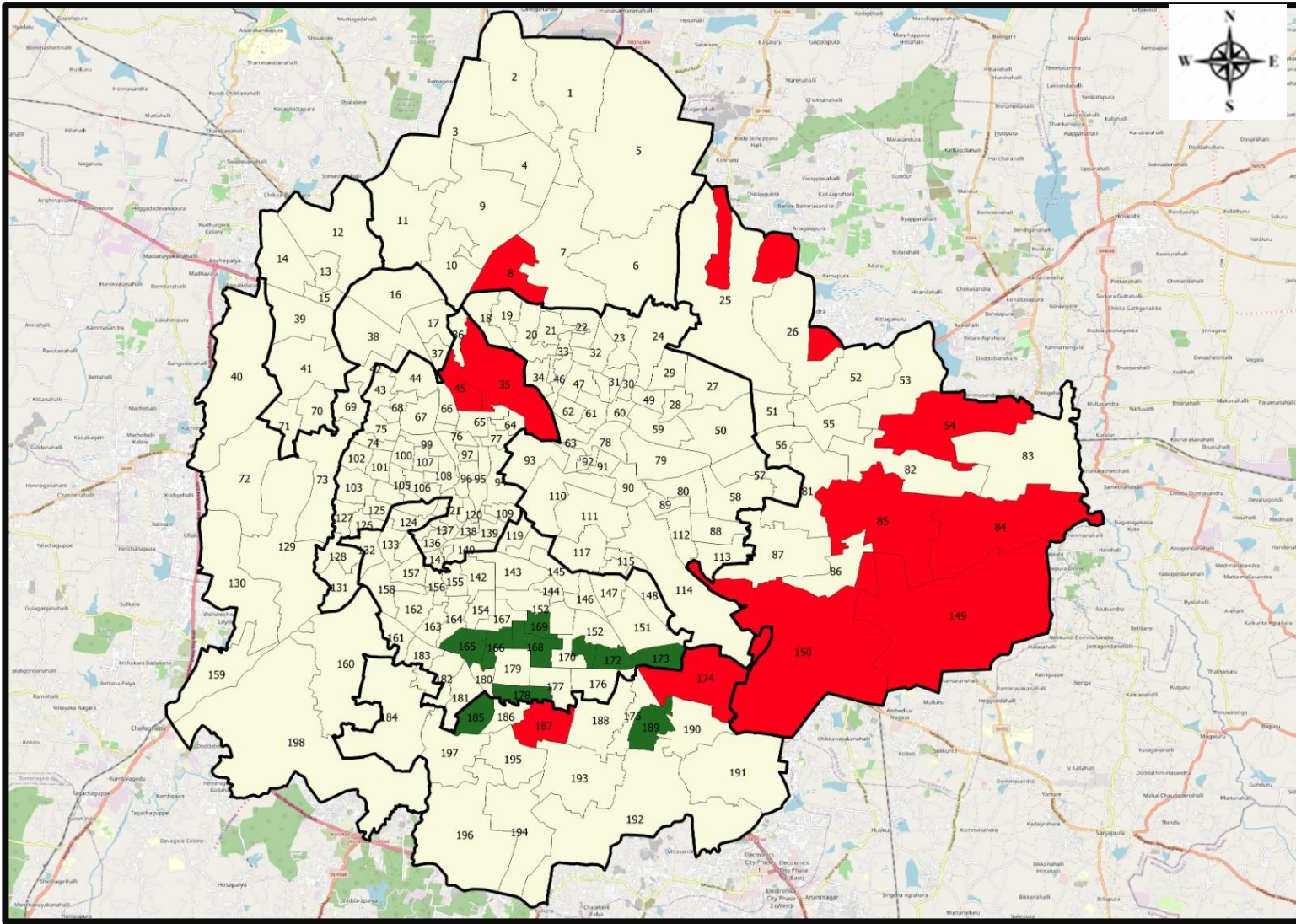


Total Test Conducted Till Date	Test Conducted Last 24 hours	Last 7 Days Average
3,23,63,418	1,273	4,040





BENGALURU URBAN MAP SHOWING TREND OF POSITIVE CASES IN LAST 7 DAYS



Top 10 wards reporting highest number of positive cases in last 10 days

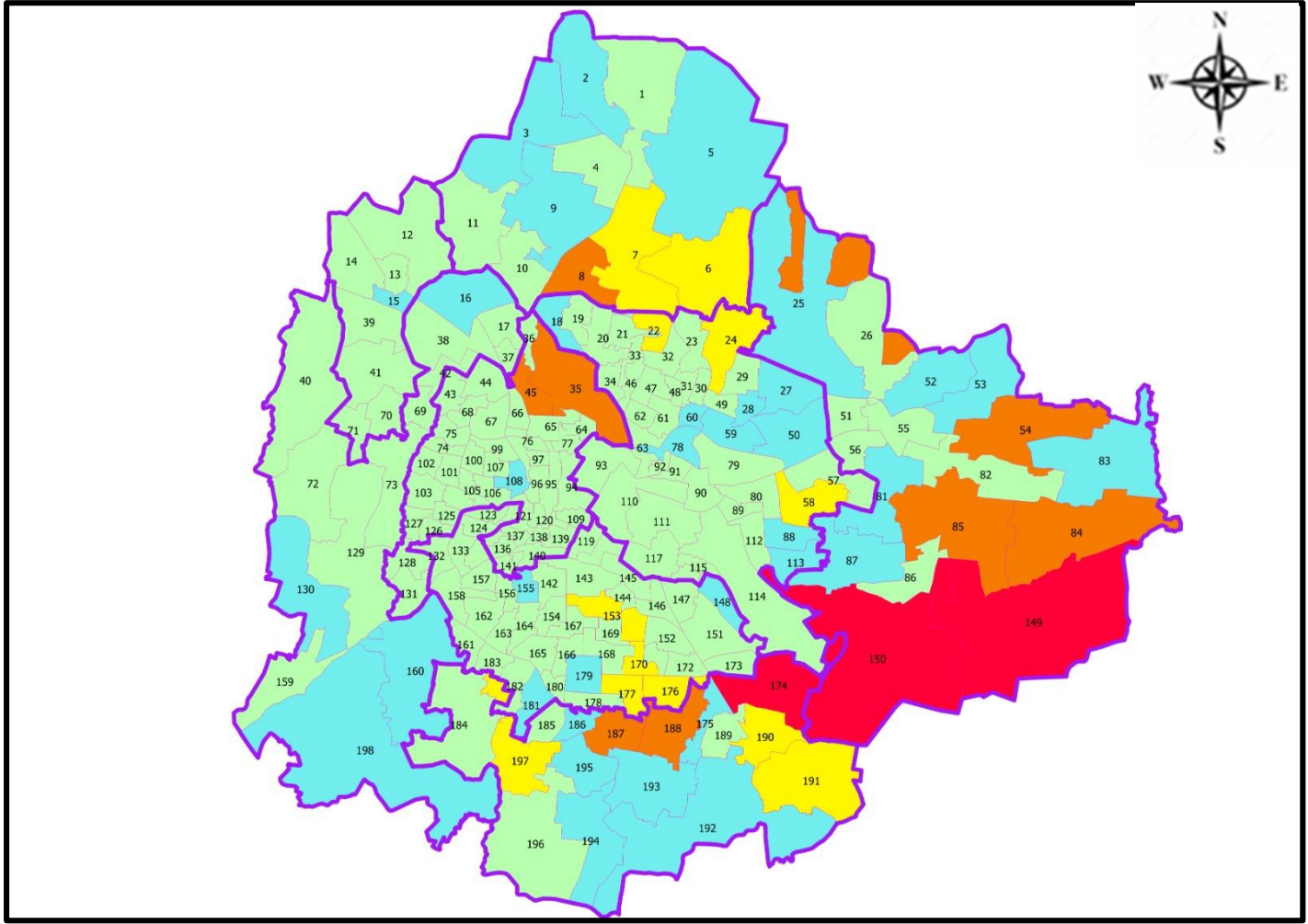
Ward No.	Ward Name	Daily Cases Average
150	Bellanduru	4
174	HSR Layout	3
149	Varthuru	2
54	Hudi	1
84	Hagadur	1
85	Dodda Nekkundi	1
8	Kodigehalli	1
35	Aramane Nagar	1
45	Malleswaram	1
187	Puttenahalli	1

Top 10 wards reporting least number of positive cases in last 7 days

Ward No.	Ward Name	Daily Cases Average
189	Hongasandra	0
185	Yelchenahalli	0
178	Sarakki	0
173	Jakkasandra	0
172	Madivala	0
171	Gurappanapalya	0
169	Byrasandra	0
168	Pattabhiram Nagar	0
166	Karisandra	0
165	Ganesh Mandiara Ward	0



BENGALURU MAP SHOWING INTENSITY OF POSITIVE CASES IN LAST 7 DAYS



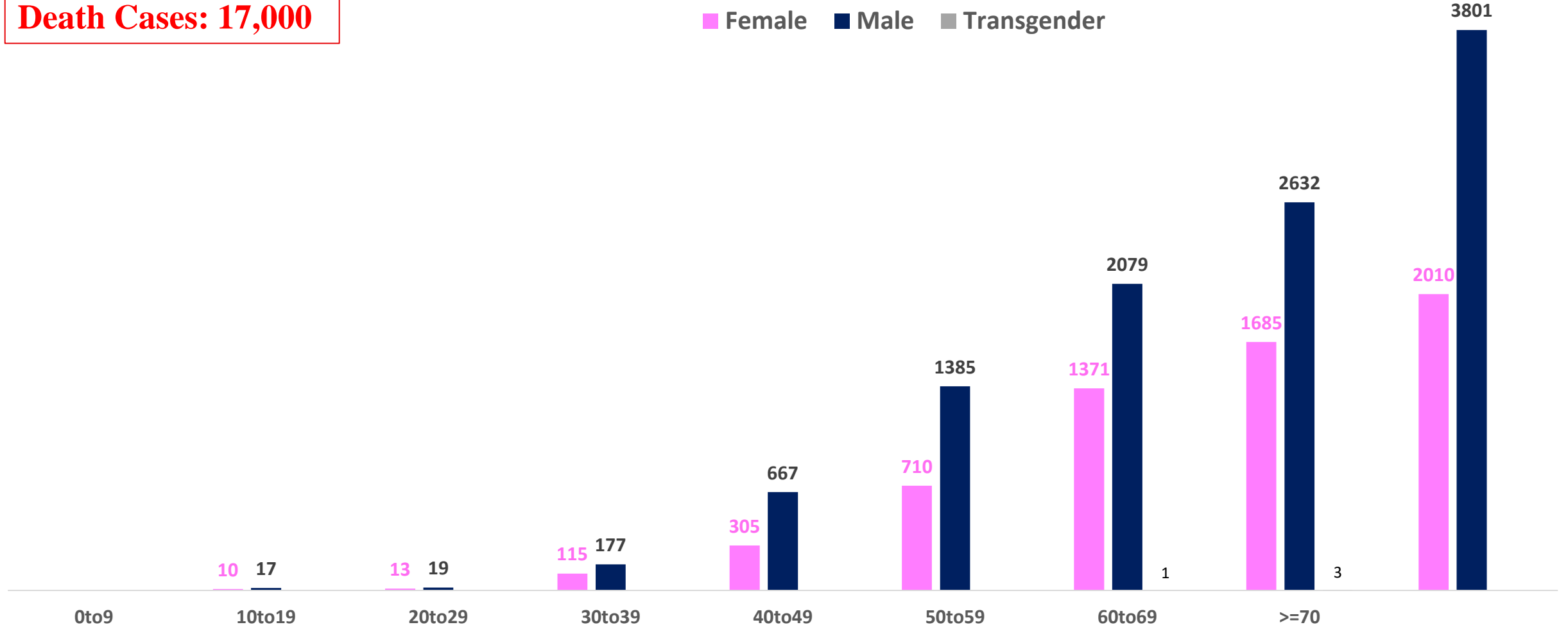
- Level 1 : 0 to 1 Cases
- Level 2 : 1 to 3 Cases
- Level 3 : 3 to 5 Cases
- Level 4 : 5 to 10 Cases
- Level 5 : More than 10 Cases
- Zone Boundaries



AGE AND GENDER WISE DISTRIBUTION OF DEATH CASES



Death Cases: 17,000





SNAPSHOT OF COVID-19 CASES IN BENGALURU URBAN



**Total Wards With
< = 5 Cases* :
180**

**Tests Conducted
on 07.05.2023:
1,273**

**Recovery
Rate*:
99.08%**

**Total
Active Cases :
336**

**Total Vaccinated
on 07.05.2023:
1**

**Positivity
Rate* :
2.03%**

**Active
Rate*:
0.02%**

**Case
Fatality Rate* :
0.52%**





*Total positive cases In the past 7 days

*CFR and positivity is for Past 7 days



ಬೃಹತ್ ಬೆಂಗಳೂರು ಮಹಾನಗರ ಪಾಲಿಕೆ
Bruhat Bengaluru Mahanagara Palike



Download BBMP Bulletin	https://apps.bbmpgov.in/covid19/mediabulletin.php
To register for vaccination :	https://selfregistration.cowin.gov.in/
BBMP COVID19 Dashboard:	https://apps.bbmpgov.in/covid19/
Follow us on:	 www.facebook.com/bbmp.comm1/
	 twitter.com/BBMPCOMM
	  BBMPSplHealth

Issued by:

Honorable Chief Commissioner, BBMP
Special Commissioner Health, BBMP
MD, Bengaluru Smart City Limited

THANK YOU !

